

Collegamenti elettrici

CM1: 3 ingressi cavi per pressacavi PG 13.5

CM2: 3 ingressi cavi per pressacavi 1/2" NPT

CM5: 3 ingressi cavi per pressacavi M20 x 1,5




Tipo di testina

P11 - Pistoncino semplice

P92 - Attuatore multidirezionale in nylon su molla inox

P93 - Attuatore multidirezionale in nylon a molla inox


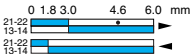



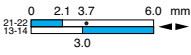
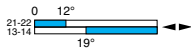


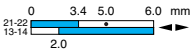
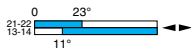



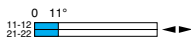
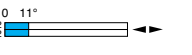






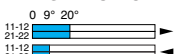


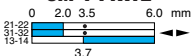
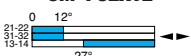


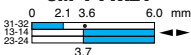







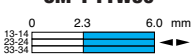
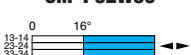

Conforme /  (contatti NC ad apertura positiva)
 Velocità max di azionamento [m/s]
 Forza [N] o coppia [Nm] min.: di azionamento/per apertura positiva

0,5
30 / 45

1,0
0,18 / -

1,0
0,18 / -

Dati tecnici aggiuntivi

Contatti	Diagramma di funzionamento	Codice	Diagramma di funzionamento	Diagramma di funzionamento	Diagramma di funzionamento
Z11 contatti a scatto (1NA + 1NC)		CM-P11Z11			
X11 contatti non sovrapposti ad azione lenta (1NA + 1NC)		CM-P11X11			
Y11 contatti sovrapposti ad azione lenta (1NA + 1NC)		CM-P11Y11			
W02 contatti ad azione lenta (2 NC)		CM-P11W02			
W20 contatti ad azione lenta (2 NA)		CM-P11W20			
Z02 contatti a scatto (2 NC)		CM-P11Z02			
X12 contatti non sovrapposti ad azione lenta (1NA + 2NC)		CM-P11X12			
X21 contatti non sovrapposti ad azione lenta (2NA + 1NC)		CM-P11X21			
W03 contatti simultanei ad azione lenta (3NC)		CM-P11W03			
W30 contatti simultanei ad azione lenta (3NA)		CM-P11W30			
Peso (scatola 1 pezzo)		[kg]	0,245	0,245	0,250

Dimensioni (in mm)

